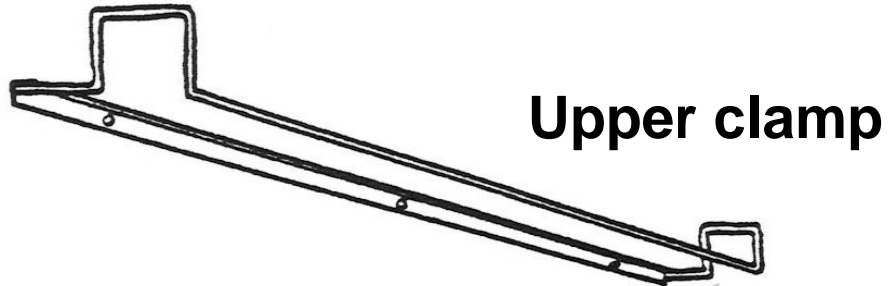

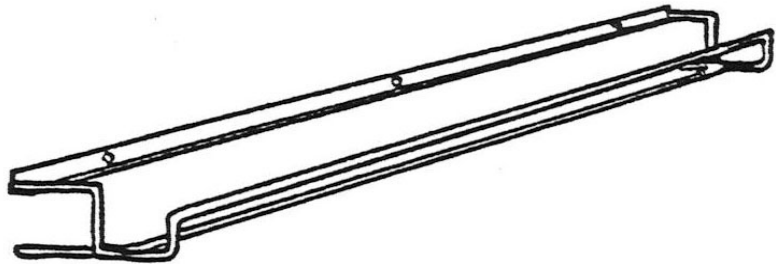


1.) Measure the area of the wall where the absorbers are to be mounted. Make sure the allocation is as even as possible.



Upper clamp

2.) Make sure the clamps are positioned in a straight line (2 for each absorber).



Lower clamp with leg

(vid storlek 1200x1000 mm)

3.) Screw the lower clamp with two screws. (This clamp has supporting legs in the dimension 1200 x 1000 mm.) Then determine the distance to the upper clamp and place the absorber between the clamps.

In 1000mm
or
600mm

